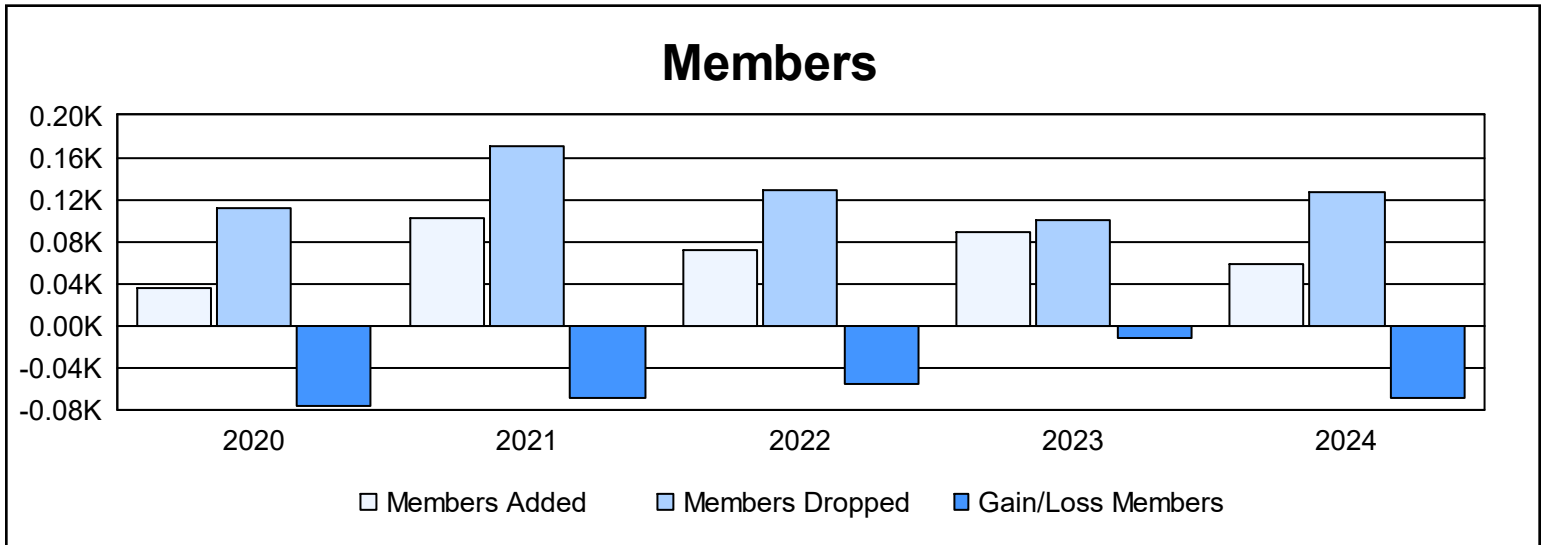
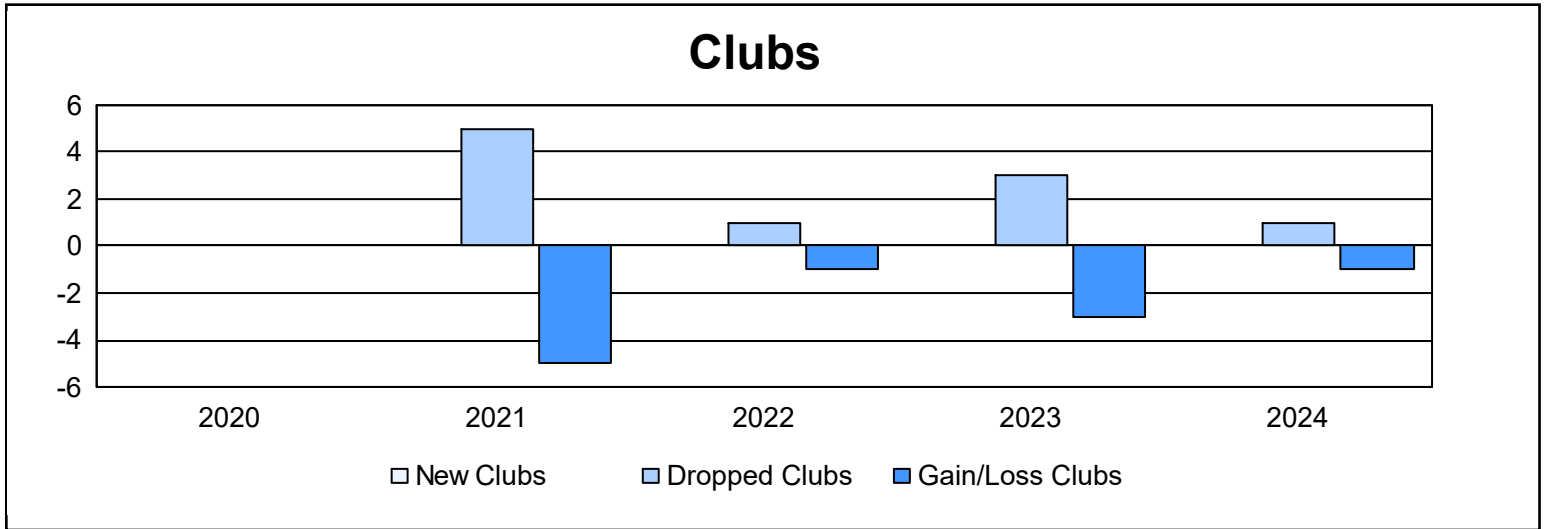
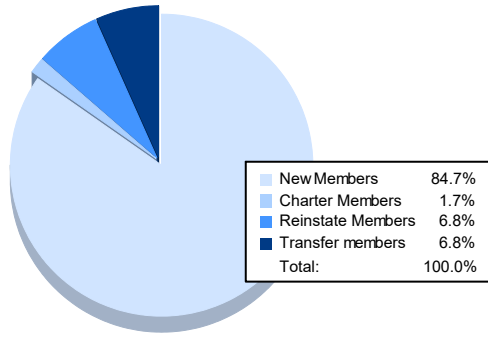


| Year | New Clubs | Dropped Clubs | Gain/ Loss Clubs | New Members | Charter Members | Reinstate Members | Transfer Members | Total Member Added | Total Members Dropped | Gain/ Loss Members |
|----------------|-----------|---------------|------------------|-------------|-----------------|-------------------|------------------|--------------------|-----------------------|--------------------|
| 2019-2020 | 0 | 0 | 0 | 31 | 0 | 3 | 1 | 35 | 112 | -77 |
| 2020-2021 | 0 | 5 | -5 | 70 | 6 | 3 | 23 | 102 | 170 | -68 |
| 2021-2022 | 0 | 1 | -1 | 63 | 0 | 0 | 9 | 72 | 128 | -56 |
| 2022-2023 | 0 | 3 | -3 | 58 | 5 | 1 | 25 | 89 | 100 | -11 |
| 2023-2024 | 0 | 1 | -1 | 50 | 1 | 4 | 4 | 59 | 127 | -68 |
| Average | 0 | 2 | -2 | 54 | 2 | 2 | 12 | 71 | 127 | -56 |



Membership Composition June 2024 Cumulative



Gender Composition June 2024 Cumulative

